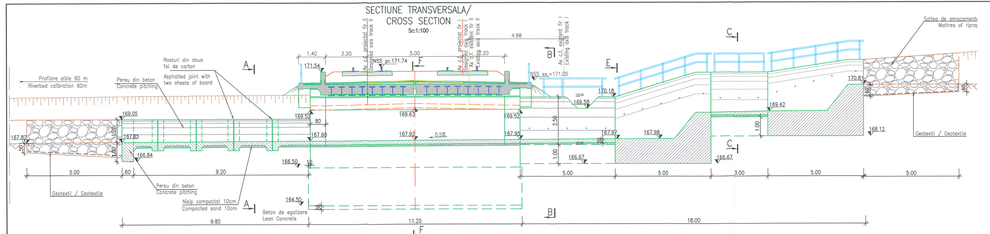

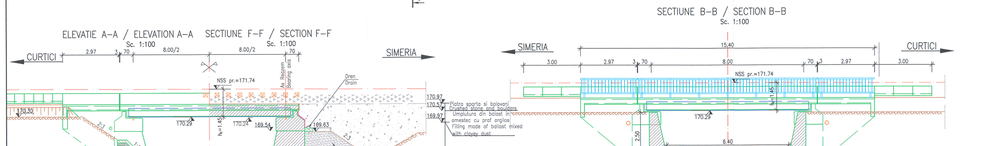

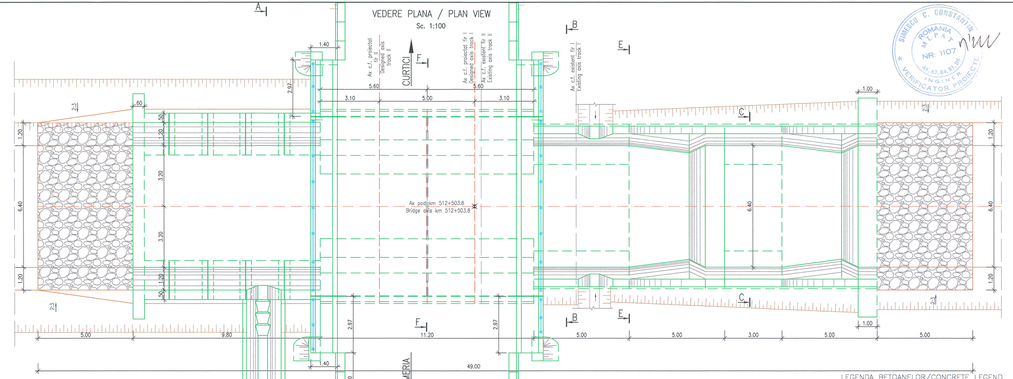

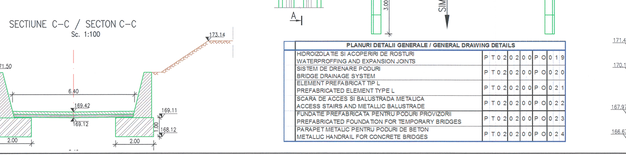

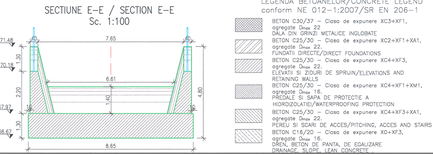

NOTA:
Orice neconcordanta intre elemente ovule in vederea la elaborarea proiectului si teren va fi anuntata proiectantului pentru adaptare la situatia existenta.
NOTA:
Any incongruity between the elements considered when preparing the design and the site will be announced to the designer for adaptation to the existent situation.

PLANURI DETALII GENERALE / GENERAL DRAWING DETAILS							
HIDROIZOLA TIE SI ACOPERIRI DE ROSTURI	P	T	0	2	0	0	P	0	1	9
WATERPROFFING AND EXPANSION JOINTS										
SISTEM DE DRENARE PODURI	P	T	0	2	0	0	P	0	2	0
BRIDGE DRAINAGE SYSTEM										
ELEMENT PREFABRICAT TIP L	P	T	0	2	0	0	P	0	2	1
PREFABRICATED ELEMENT TYPE L										
SCARA DE ACCES SI BALUSTRADA METALICA	P	T	0	2	0	0	P	0	2	2
ACCESS STAIRS AND METALLIC BALUSTRADE										
FUNDATIE PREFABRICATA PENTRU PODURI PROVIZORII	P	T	0	2	0	0	P	0	2	3
PREFABRICATED FOUNDA TION FOR TEMPORARY BRIDGES										
PARAPET METALIC PENTRU PODURI DE BETON	P	T	0	2	0	0	P	0	2	4
METALLIC HANDRAIL FOR CONCRETE BRIDGES										

NOTA:
1. Prezentul plan s–a intocmit in baza urmatoarelor documentatii:
– studiu topografic;
– studiu geotehnic;
– fisa podului si date cuteze pe teren.
2. Pentru realizarea podului se vor executa urmatoarele lucrari:
– infrastructura va fi alcatuita din doua culei din beton armat ce se vor funda direct pe roporanile cu transversmetal c.f. sunt realizate cu sferturi de con perete;
– suprastructura este de tip grinzi metalice inglobate in beton, tip HEM 500 cu inaltimea de constructie de 1.62m si deschiderea de 12.00m;
– aparatele de reazem;
– impermeabilizarea suprafetelor din beton vizibile
– La executie se vor respecta cu stricteste prevederile din:
– Codul de practica pentru executarea lucrarilor din beton, beton armat si beton precomprimat, indicativ NE012–2002;
– Codul de practica pentru executarea elementelor prefabricate din beton, beton armat si beton precomprimat, indicativ NE013–2002;
– Caietul de sarcini;
4. Conform H.G. 766/1997 lucrarea se incadreaza in categoria "B" a constructiilor de importanta deosebita.
5. Proiectul va fi verificat de verificatorii atestati MLPAT la exigentele A.4, B.2 si D.2.

NOTE:
1. The plan was prepared based on the following data:
– topographic study;
– geo–technical study;
– bridge sheet and data collected from the site.
2. For the bridge execution, the following works will be executed:
– the infrastructure will be formed of two r.c. abutments, which will be set directly, and the connections to the railway embankment are carried out by help of pitched cone quarters;
– the suprastructure is of type metallic girders embedded in concrete, type HEM 500, having the height system of 1.62m and the span of 12.00m;
– the collocation of the riverbed;
– waterproofing of the visible concrete areas.
3. During execution, there will be strictly observed the provisions of:
– Code of practice concerning the execution of the works made of concrete, reinforced concrete and pre–stressed concrete, indicative NE012–2002;
– Code of practice concerning the execution of the pre–cast elements made of concrete, reinforced concrete and pre–stressed concrete, indicative NE013–2002;
– Technical Specifications.
4. Complying with H.G. 766/1997 this structure belongs to category "B" of importance.
5. The project will be verified at A.4, B.2 and D.2 requirements.

LEGENDA BETOANELOR/CONCRETE LEGEND conform NE 012–1:2007/SR EN 206–1

- BETON C30/37 – Clasa de expunere XC3+XF1, agregate Dmax 22.
  DALA DIN GRINZI METALICE INGLOBATE
- BETON C25/30 – Clasa de expunere XC2+XF1+XA1, agregate Dmax 22.
  FUNDATII DIRECTE/DIRECT FOUNDATIONS
- BETON C25/30 – Clasa de expunere XC4+XF3, agregate Dmax 22.
  ELEVATII SI ZIDURI DE SPRIJIN/ELEVATIONS AND RETAINING WALLS
- BETON C25/30 – Clasa de expunere XC4+XF1+XW1, agregate Dmax 22.
  PREDALE SI SAPA DE PROTEZIE A HIDROIZOLATIEI/WATERPROOFING PROTECTION
- BETON C25/30 – Clasa de expunere XC4+XF3+XA1, agregate Dmax 22.
  PEREU SI SCARI DE ACCES/PITCHING, ACCES AND STAIRS
- BETON C16/20 – Clasa de expunere XO+XF3, agregate Dmax 16.
  DREN, BETON DE PANTA, DE EGALIZARE
  DRAINAGE, SLOPE, LEAN CONCRETE

CONVOI DE CALCUL LM71
CALCULATION CONVOY LM71

Prezentul plan anuleaza si inlocuieste versiunea anterioara
This plan cancels and replaces previous version

Verificator / Expert Checker / Expert	Cerinta Requirement	Semnatura Signature	Referat / Expertiza Report / Expertise

European Investment Bank

MINISTERUL TRANSPORTURILOR

BENEFICIAR / BENEFICIARY:
COMPANIA NAŢIONALĂ DE CĂI FERATE "CFR" SA

PROIECTANT / DESIGNER: PÖYRY

			Data Date	Semnatura Signature
Aprobat Approved	Sef de echipa Team leader	C. Teodorescu	01.2013	
Verificat Checked	Expert Cheie Key Expert	R. Tudorascu	01.2013	

Subcontractant / Subcontractor: IMOTOP

Aprobat Approved	Adjunct Sef de echipa Deputy Team leader	A.M. Baicu	01.2013	
Proiectat Designed	Inginer Engineer	S. Amăricăi	01.2013	

"Reabilitarea liniei c.f. Frontier ă - Curtici - Simeria , parte componentă a coridorului IV Pan - European pentru circula ţia tenurilor cu viteză maximă de 160 km/h"
Tronsonul 2-C : cap Y Ilteu - cap Y Gurasada
"Rehabilitation of the Railway Line Bucharest - Curtici - Simeria , component Part of the IV Pan - European Corridor for the Trains Circulation with maximum speed of 160 km/h"
Section 2-C : end Y Ilteu - end Y Gurasada

Project 9i
35311.1

Faza / Phase:
PTH+CS / TD+TS

Denumire desen / Drawing name:

PLAN DISPOZITIE GENERALA / GENERAL LAYOUT PLAN
POD KM pr. 512+503.8/BRIDGE KM dsg. 512+503.8/ KM ex. 513+582

Scara / Scale	Revizia / Revision	Cod desen / Drawing Code	Nr / No
1:100	1 / 04.2013	PT.02.02.18.PO.01.03	03